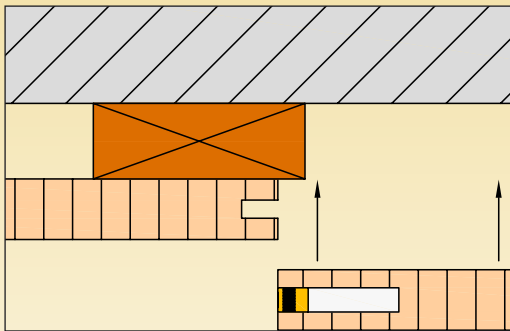




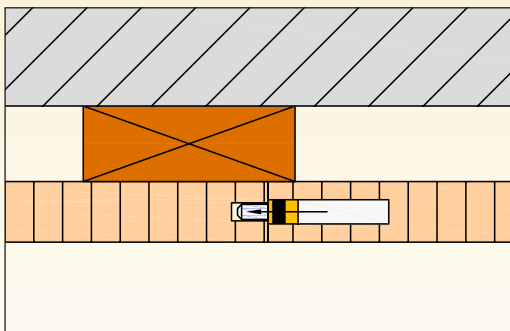
PinLock

The invisible locking bolt

The aesthetic alternative for detachable installations



■ *quick and safe fastening*



■ *no visible connectors*

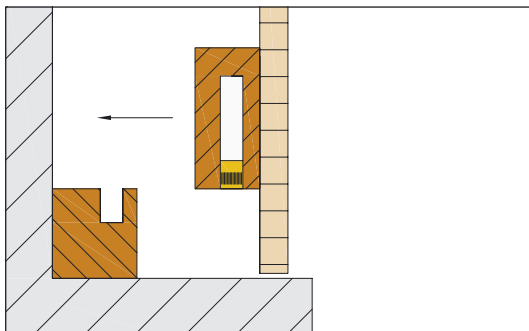
■ *quick and easy disassembly*

The ideal locking bolt for:

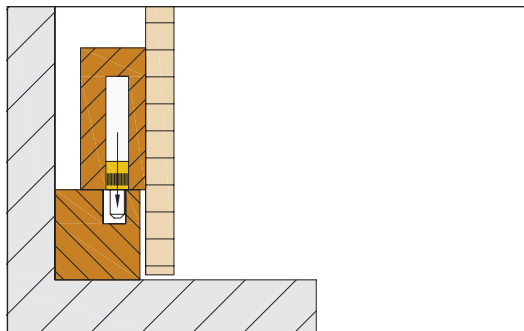
- *Wall and ceiling panels*
- *Access holes for maintenance*
- *Adjustable but secured shelves*
- *Double floors or back walls*
- *Plinth connections*
- *Infills*

Wall panelling

1. Insert detachable panel with retracted PinLock

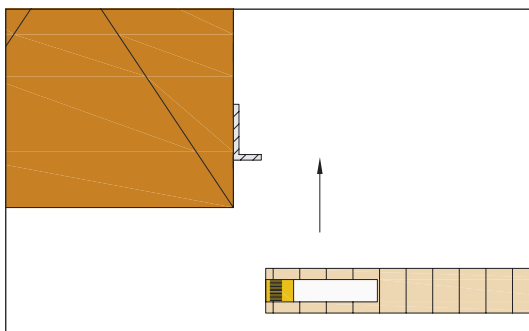


2. Drive out the PinLock with the MiniMag* into the opposite groove

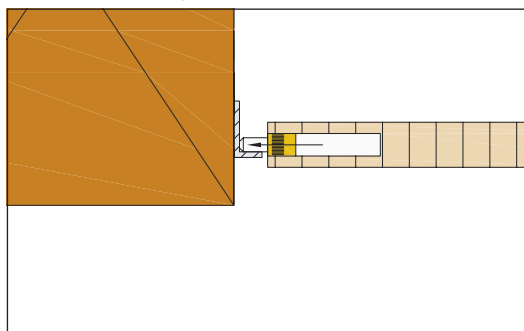


Ceiling panelling

1. Lift the ceiling panel with the retracted PinLock up between the beams




2. Drive out the PinLock with the MiniMag* onto the metal profile



Advantages

- Short installation time on site due to fast locking mechanism
- No visible connectors
- Attach and detach over and over
- No protruding elements when transporting
- Safe from handling by others because MiniMag is necessary



Magnet drive

For further information about Invis order our catalogue or visit our homepage:
www.lamello.com

* for installation

MiniMag on standard drilling machine.
Part of ProKit
Art.Nr. 6100001

PinLock

Amount per set: 10 pcs
Drill hole PinLock: \varnothing 8 x 41 mm
Drill hole opposite site: \varnothing 5 x 12 mm
Art. No: 6008000

Given by:



Manufacturer:
Lamello Ltd
Joining Technology
Hauptstrasse 149
CH-4416 Bubendorf
Tel. +41 (0)61 935 36 36
Fax +41 (0)61 935 36 06
www.lamello.com
info@lamello.com