


Lamello

Drill jig Rasto

Precise drilling for any application
regardless of the shape

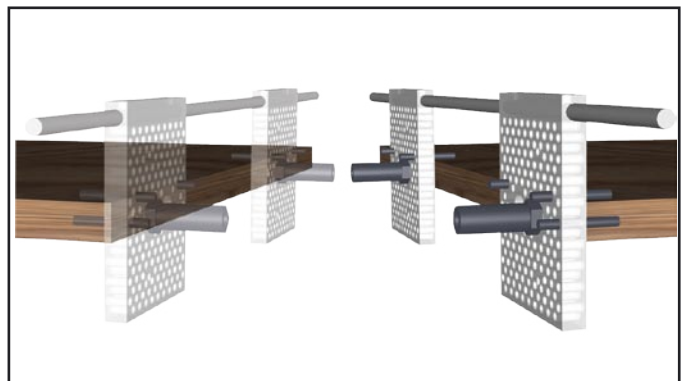
*Fast and precise
drilling
for any shape*



*No marking and
measuring of hole
position required*

*Holes for handles
in the 32mm grid*

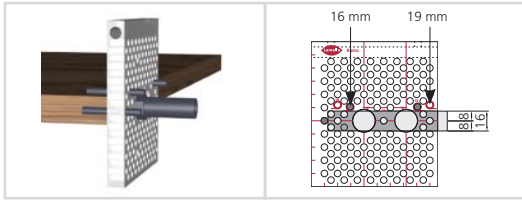
Set once, then transfer



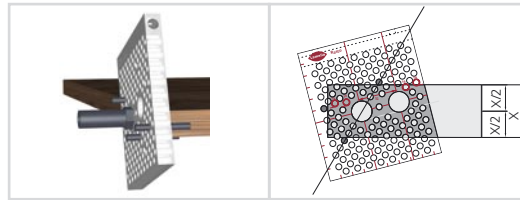
Ideal for:

INVIS

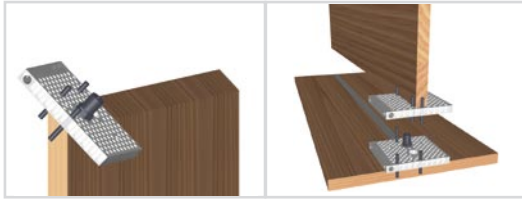
Drill jig Rasto



Central drilling of 16 and 19 mm boards



Central drilling of all work piece thicknesses



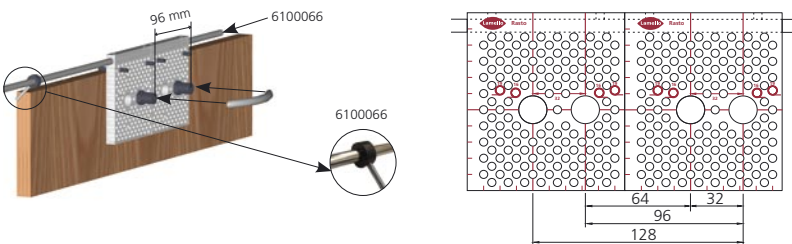
Mitre joint connections Middle walls



Rows of holes 5mm by moving the jig



Rows of holes 8 and 12mm by moving the jig




Holes for handles and holes in the 32 mm grid


Rasto offers a multitude of applications

- Kitchen work tops
- Furniture
- Hand rails
- Stair cases
- Corner joints
- Middle walls
- Any type of work piece
- Surface connections
- Mitre joint connections

Example: Installation of hand rail with **INVIS**



1. Peg out the shape with 3 pins and drill the holes



2. Transfer the shape, align the jig and drill the holes



3. Insert Invis-connector and dowel



4. Connect the two parts with the MiniMag



5. Finished!

Scope of delivery:

Rasto Mono

- 1 Perforated plate
- 3 Pins 5x40 mm
- 1 each, reference pin 8/12mm
- 1 each, drill bush 5/8/12mm
- 1 each, drill for bush 5/8/12mm
- 1 Clamping screw
- 1 Side stop

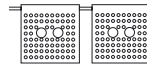
Art. No. 126001



Rasto Duo

- 2 Perforated plates
- 6 Pins 5x40 mm
- 1 each, reference pin 8/12mm
- 2 each, drill bush 5/8/12mm
- 1 each, drill for bush 5/8/12mm
- 2 Clamping screws
- 1 Connection rod
- 1 Side stop

Art. No. 126002



Rasto Plus

- 1 Perforated plate
- 3 Pins 5x40mm
- 1 each, drill bush 5/8/12mm
- 1 Clamping screw
- 1 Connection rod

Art. No. 126003



Manufacturer:
Lamello AG
Joining Technology
Hauptstrasse 149
CH-4416 Bubendorf
Tel. +41 (0)61 935 36 36
Fax +41 (0)61 935 36 06
info@lamello.com
www.lamello.com